

VEHICLE DESCRIPTION

2021-chevrolet-tahoe

EXTERIOR

- Wheel, full-size spare, 17 (43.2 cm) steel
- Tires, 265/65R18SL all-season, blackwall (Standard with (PZX) 18 Bright Silver painted aluminum wheels only.)
- Tire, spare P265/70R17 all-season, blackwall
- Tire carrier, lockable outside spare, winch-type mounted under frame at rear
- Wheels, 18 x 8.5 (45.7 cm x 21.6 cm) Bright Silver painted aluminum
- Mirrors, outside heated power-adjustable, manual-folding, body-color
- Mirror caps, body-color
- Door handles, body-color
- Glass, deep-tinted (all windows, except light-tinted glass on windshield and driver- and front passenger-side glass)
- Glass, windshield shade band
- Glass, acoustic, laminated
- Wipers, front intermittent, Rainsense
- Wiper, rear intermittent with washer
- Headlamps, LED
- Lamps, stop and tail, LED
- Luggage rack side rails, roof-mounted, bright

INTERIOR

- Seat adjusters, 8-way power includes 6-way power front passenger seat with 2-way power lumbar
- Seat adjusters, 10-way power includes 8-way power driver seat with 2-way power lumbar
- Seat trim, cloth
- Seats, front bucket
- Seats, second row 60/40 split-folding bench, manual
- Seats, third row 60/40 split-folding bench, manual
- Rear Seat Reminder
- Air conditioning, tri-zone automatic climate control with individual climate settings for driver, right front passenger and rear seat occupants
- Power outlets, 2, 120-volt, located on the rear of the center seat and rear cargo area
- Lighting, interior with dome light, driver- and passenger-side door switch with delayed entry feature, cargo lights, door handle or Remote Keyless Entry-activated illuminated entry and map lights in front and second seat positions. On Police/Special Service vehicles, the control switch is located in the roof console in lieu of the driver- and passenger-side door switch with delayed entry feature.

MECHANICAL FEATURE

- Engine, 5.3L EcoTec3 V8 with Dynamic Fuel Management, Direct Injection and Variable Valve Timing, includes aluminum block construction (355 hp [265 kW] @ 5600 rpm, 383 lb-ft of torque [518 Nm] @ 4100 rpm)
- Transmission, 10-speed automatic electronically controlled with overdrive, includes Traction Select System including tow/haul
- Rear axle, 3.23 ratio
- Suspension Package, Premium Smooth Ride
- Automatic Stop/Start
- Engine control, stop/start system disable button, non-latching
- Engine air filtration monitor
- Fuel, gasoline, E15 (Standard with (L84) 5.3L EcoTec3 V8 engine only.)
- Transfer case, active, single-speed, electronic Autotrak does not include neutral. Cannot be dinghy towed (4WD models only. Deleted when (NHT) Max Trailering Package is ordered.)
- Differential, mechanical limited-slip
- Rear wheel drive
- 4-wheel drive
- Cooling, external engine oil cooler, heavy-duty air-to-oil integral to driver side of radiator (Deleted when (LM2) Duramax 3.0L Turbo-Diesel I6 engine is ordered.)

SAFETY/SECURITY/OPTIONS

- Automatic Emergency Braking
- Active Hill Hold Assist
- StabiliTrak, stability control system with brake assist, includes traction control
- Daytime Running Lamps, LED
- Teen Driver a configurable feature that lets you activate customizable vehicle settings associated with a key fob, to help encourage safe driving behavior. It can limit certain available vehicle features, and it prevents certain safety systems from being turned off. An invehicle report card gives you information on driving habits and helps you to continue to coach your new driver
- Airbags, Frontal airbags for driver and front outboard passenger; Seat-mounted side-impact airbags for driver and front outboard passenger; Driver inboard seat-mounted side-impact airbag; Head-curtain airbags for all rows in outboard seating positions (Deleted when (AZ3) front 40/20/40 split-bench seat is ordered. Always use seat belts and child restraints. Children are safer when properly secured in a rear seat in the appropriate child restraint. See the Owner's Manual for more information.)

Manufacturer's Suggested Retail Price

\$49,000

Full Tank of Fuel
No Charge

TOTAL VEHICLE PRICE

\$49,000

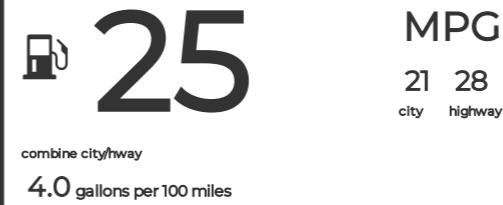
License and title fees, state and local taxes and dealer option and accessories are not included in the manufacturer's suggested retail price.



Fuel Economy and Environment

Gasoline

Fuel Economy

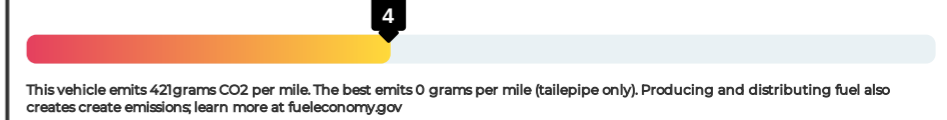


\$1,950
Annual Fuel Cost

Your Actual mileage will vary depending on how you drive or maintain your vehicle

Annual fuel cost
\$1,950

Fuel Economy & Greenhouse Gas Rating




Actual results will vary for many reasons, including driver conditions and how you drive and maintain your vehicle. Vehicle emissions are a significant cause of climate change and smog.

fueleconomy.gov

Calculate personalized estimates and compare vehicles

Smartphone QR code



GOVERNMENT 5-STAR SAFETY RATINGS

Overall Vehicle Score	Not Rated	
Based on the combine ratings of frontal, side and rollover. Should ONLY be compared to other vehicle of similar size and weight.		
Frontal Crash	Driver Passenger	Not Rated Not Rated
Based on the risk of injury in a frontal impact. Should ONLY be compared to other vehicle of similar size and weight.		
Side Crash	Driver Passenger	Not Rated Not Rated
Based on the risk of injury in a side impact.		
Rollover		Not Rated
Based on the risk of rollover in a single-vehicle crash.		

Star Rating range from 1 to 5 stars (★★★★★) with 5 being the highest. Source: National Highway Traffic Safety Administration (NHTSA) www.safercar.gov or 1-888-327-4236



contact@cariffy.com