

VEHICLE DESCRIPTION

2015-chevrolet-cruze

EXTERIOR

- Tire, compact spare and spare wheel, includes jack and lug nut wrench
- Wheels, 16 (40.6 cm) steel with silver-painted wheel covers
- LS Exterior Appearance includes Black outside mirrors, Silver-painted wheel covers, body-color door handles, chrome deck lid applique and Black grille with chrome surround
- Wheel covers, bolt-on, silver-painted
- Tires, P215/60R16, all-season, blackwall, low rolling resistance
- Mirrors, outside, power-adjustable, manual-folding (Mirror caps are Black.)
- Door handles, body-color
- Glass, solar absorbing, tinted
- Wipers, front intermittent, variable
- Headlamps, halogen composite with automatic exterior lamp control and delay feature
- Lamp, LED center high-mounted stop/brake (CHMSL)
- Drivetrain: Front Wheel Drive
- Engine: ECOTEC 1.8L Variable Valve Timing DOHC 4
- Number of cylinders: 4

MECHANICAL FEATURE

- Engine, ECOTEC 1.8L Variable Valve Timing DOHC 4-cylinder sequential MFI (138 hp [102.9 kW] @ 6300 rpm, 125 lb-ft of torque [168.8 N-m] @ 3800 rpm) (Requires (FE9) Federal emissions requirements.)
- Transmission, 6-speed manual with overdrive
- Transmission, 6-speed automatic, electronically controlled with overdrive
- Axle, 3.94 final drive ratio
- Axle, 3.72 final drive ratio
- Front wheel drive
- Battery, 438 cold-cranking amps
- Alternator, 130 amps
- Suspension, front independent McPherson strut, aluminum control arms with hydraulic bushings, 25mm hollow stabilizer bar
- Suspension, rear, compound crank
- Steering, power, electric, rack-mounted
- Brakes, front disc/rear drum

INTERIOR

- Seats, front bucket with reclining seatbacks and adjustable head restraints
- Cup holders 2 in front center console, 2 in rear seat armrest and 1 bottle holder in each front door panel (Rear seat armrest not included.)
- Seat trim, Premium cloth
- Seat, rear 60/40 split-folding with adjustable head restraints on outboard positions
- Seat adjuster, driver 6-way manual
- Seat adjuster, front passenger 6-way manual
- Steering column, tilt and telescopic
- Steering wheel, 3-spoke, comfort grip
- Steering wheel controls, mounted audio and phone interface controls
- Compass display
- Driver Information Center with trip odometer, fuel range, average fuel economy, instantaneous fuel economy, average vehicle speed, tire pressure, oil life remaining and compass

SAFETY/SECURITY/OPTIONS

- Brakes, 4-wheel antilock
- Traction control
- StabiliTrak, stability control system
- Daytime Running Lamps
- Air bags, frontal and knee for driver and front passenger, side-impact seat-mounted and roof rail for front and rear outboard seating positions includes Passenger Sensing System (Always use safety belts and child restraints. Children are safer when properly secured in a rear seat in the appropriate child restraint. See the Owner's Manual for more information.)
- OnStar Directions and Connections plan for 6 months including Automatic Crash Response, Stolen Vehicle Assistance, Roadside Assistance and Turn-by-Turn Navigation (Visit www.onstar.com for vehicle availability, details and system limitations. Services may vary by model and conditions.)

Manufacturer's Suggested Retail Price

\$18,870

Full Tank of Fuel
No Charge

TOTAL VEHICLE PRICE

\$18,870

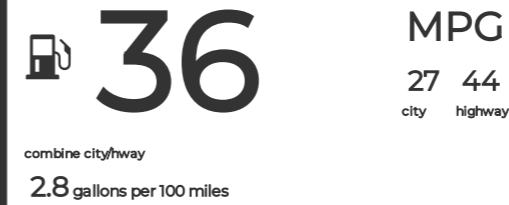
License and title fees, state and local taxes and dealer option and accessories are not included in the manufacturer's suggested retail price.



Fuel Economy and Environment

Gasoline

Fuel Economy



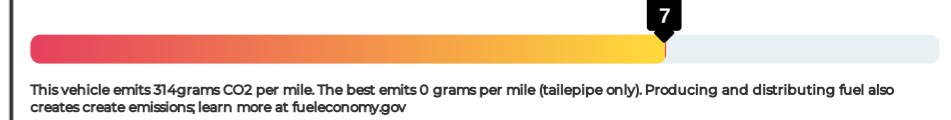
\$1,450
Annual Fuel Cost

Your Actual mileage will vary depending on how you drive or maintain your vehicle

Annual fuel cost

\$1,450

Fuel Economy & Greenhouse Gas Rating




Actual results will vary for many reasons, including driver conditions and how you drive and maintain your vehicle. Vehicle emissions are a significant cause of climate change and smog.

fueleconomy.gov

Calculate personalized estimates and compare vehicles

Smartphone QR code



GOVERNMENT 5-STAR SAFETY RATINGS

Overall Vehicle Score	Not Rated	
Based on the combine ratings of frontal, side and rollover. Should ONLY be compared to other vehicle of similar size and weight.		
Frontal Crash	Driver Passenger	Not Rated
Based on the risk of injury in a frontal impact. Should ONLY be compared to other vehicle of similar size and weight.		
Side Crash	Driver Passenger	Not Rated
Based on the risk of injury in a side impact.		
Rollover	Not Rated	
Based on the risk of rollover in a single-vehicle crash.		

Star Rating range from 1 to 5 stars (★★★★★) with 5 being the highest. Source: National Highway Traffic Safety Administration (NHTSA) www.safercar.gov or 1-888-327-4236



contact@cariffy.com